





## Returning to School Social Story






### Tips







- Edit and Personalize to suit the needs of the young person
- Use photographs/ symbols / words to aid understanding
- Do not try to explain more than one concept per story
- Re-visit the story frequently



### Example

#### Back to School

 In the summer holidays  I  had a break from school. 

 After the holidays, in September, it will be time to go back to school.    

At school I will see my friends, and staff.      







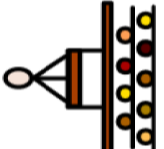
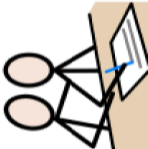

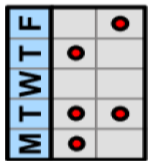
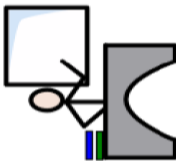


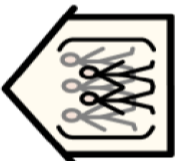
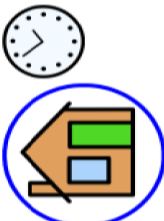

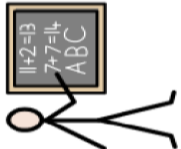


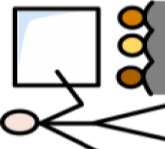
Some things will be the same and some things might be different, but that's   

  
ok.

It is ok to ask questions and ask for help. School will be happy to      

 help you. 

Returning to School Social Story  
Follow Up Sorting Activity: Same & Different

|  |   |  |   |
|--|---|--|---|
| <br>Uniform     | <br>Playtime   | <br>Same          | <br>Different      |
| <br>School      | <br>Learning   | <br>Assembly      | <br>Help with work |
| <br>Playground | <br>Timetable | <br>Head teacher | <br>Help          |
| <br>Classroom | <br>Staff    | <br>Home time   | <br>Trips        |
| <br>Teacher   | <br>Friends  | <br>Lunchtime   | <br>Lessons      |