

Transition Workbook

Moving from Primary to Secondary School is an exciting, but sometimes scary time! A new building, new rules, new teachers, new routines and new friends are just some of the changes you will experience but this booklet will help you get used to some of the routines and features of your new school!

Pupil
Name

School
image

School logo

All About Me

Draw a self portrait or stick a photo here.

Name:

Birthday:

My Primary School:

Eye Colour:

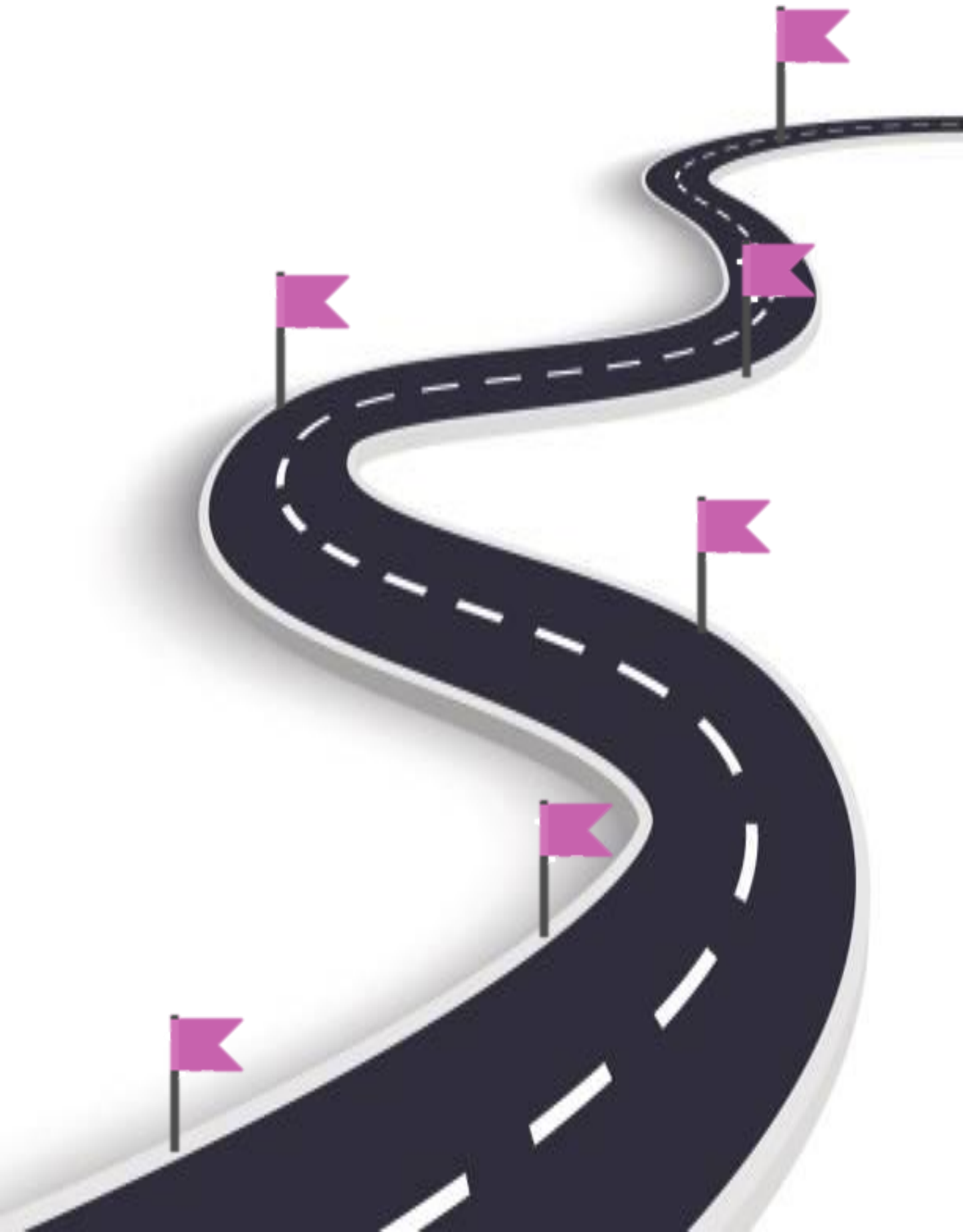
Hair Colour:

Height:

Favourite Colour	
Favourite Animal	
If I could have a superpower, I'd....	
Favourite School Subject	
Best place I've ever been to...	
Dream country to visit...	
If I could travel back in time, I'd go to...	
My dream job is...	

My Journey so Far

Life is a journey! Think back through primary school and write down your favourite memories or events that have shaped you to become the amazing person you are!



My New Secondary School

Full Name of the School	
School Address	
School Telephone Number	
Name of the Head Teacher	
School Starts at	
School Finishes at	
I will get to school by	
How long will it take you to get to school?	
What time will you have to leave home?	

Add 10 words around the image below to describe your new school .



Moving to Your New School

- List 4 things you are most excited about moving to *SCHOOL NAME*
 - 1.
 - 2.
 - 3.
 - 4.
- List 4 things you are a little worried/nervous about
 - 1.
 - 2.
 - 3.
 - 4.
- List 4 things you would like to know about *SCHOOL NAME*
 - 1.
 - 2.
 - 3.
 - 4.
- List 4 things that will help you when moving to *SCHOOL NAME*
 - 1.
 - 2.
 - 3.
 - 4.
- List 4 differences between your primary school and *SCHOOL NAME*
 - 1.
 - 2.
 - 3.
 - 4.

Subjects at your New School

Find the subjects below in the Word search – they are vertical, horizontal and diagonal!

M	A	F	S	E	H	M	G	E	O	H	I	M	J	E	E	A
F	M	A	M	W	S	L	U	S	M	I	S	E	T	T	I	S
R	U	D	A	N	C	E	Z	S	A	C	P	N	U	H	A	I
A	F	G	T	R	D	P	W	R	I	I	A	G	T	I	N	U
H	S	R	H	P	G	R	T	E	N	C	I	T	O	C	A	O
J	T	A	S	L	U	B	N	Y	R	A	N	E	R	S	S	L
T	U	B	J	E	I	C	Q	L	E	R	M	X	T	A	S	S
E	E	A	U	H	E	M	U	A	H	S	U	D	I	N	E	P
N	F	X	L	G	E	O	G	R	A	P	H	Y	M	D	M	A
G	I	M	T	V	M	A	I	T	Y	E	O	A	E	M	B	N
L	O	A	I	I	O	T	O	H	R	T	T	S	C	O	L	I
I	P	T	E	E	L	G	R	D	U	O	E	R	A	R	Y	S
S	P	U	F	O	S	E	E	K	R	M	P	T	T	A	E	H
H	I	S	T	O	R	Y	S	C	S	A	S	M	E	L	R	A
E	N	J	V	E	P	I	F	J	N	O	M	U	R	S	B	K
J	K	C	A	T	E	R	I	N	G	C	N	A	R	P	U	M
Y	Z	X	T	L	S	V	Z	C	O	M	P	U	T	I	N	G

Maths
English
Science
Geography
History
Art
Music
PE
Drama


Dance
Textiles
Catering
Computing
Ethics and Morals
Spanish
Assembly
Tutor Time

Subjects at your New School

Match up the subject to the correct icon



Maths



English



Science



Geography



History



Art



Music



PE

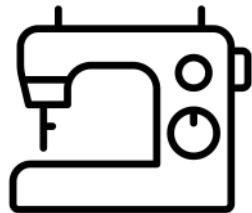
Drama



Dance



Textiles



Catering



Computing



Ethics and Morals



Spanish



Tutor Time




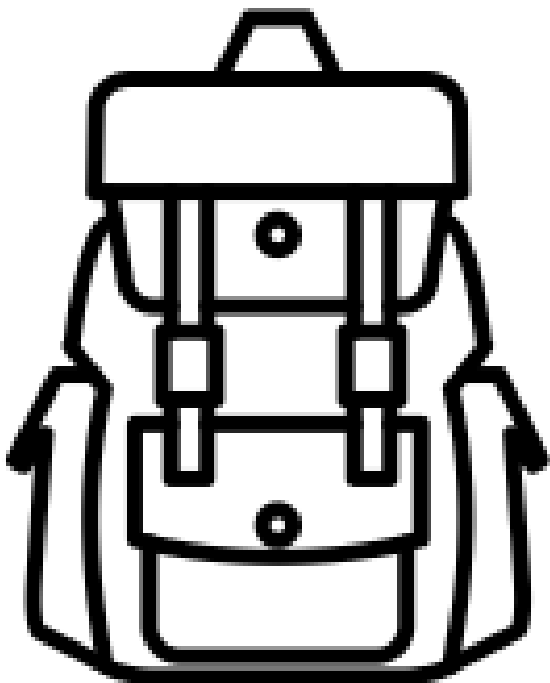

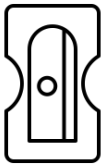

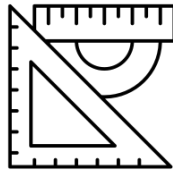
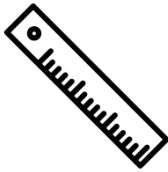
Your Timetable

	Monday	Tuesday	Wednesday	Thursday	Friday
Tutor 08:30-08:50		ASSEMBLY			
Period 1 08:50-09:40	MATHS TAS B4	SCIENCE ECU D11	ENGLISH JTR B10	CATERING DMI D2	PE LSA Hall
Period 2 09:40-10:30	ENGLISH JTR B10	MATHS TAS B4	HISTORY ZCB D3	CATERING DMI D2	PE LSA Hall
BREAK 10:30-10:50					
Period 3 10:50-11:40	GEOGRAPHY SKO D9	ENGLISH JTR B10	ETHICS VDI A5	ETHICS VDI A5	MATHS TAS B4
Period 4 11:40-12:30	SCIENCE ECU D11	ENGLISH TOB LRC	MATHS TAS B4	SCIENCE ECU D11	GEOGRAPHY SKO D9
LUNCH 12:30-13:00					
Period 5 13:00-13:50	COMPUTING THU A3	ART TMI B8	DRAMA ARO Studio	ETHICS VDI A5	ENGLISH JTR B10
Period 6 13:50-14:40	SPANISH EFB B11	TEXTILES DMI E3	DANCE KWA Studio	MUSIC TMO E2	HISTORY ZCB D3
Extra- Curricular 14:40-15:40		DRAMA CLUB			FITNESS CLUB

- What lesson do you have at 14:00 on Thursday?
- What are the initials of your Geography teacher?
- How many minutes does each lesson last?
- How long is tutor time?
- How long is lunch and break combined?
- Which room is PE in?
- How many times a week do you have the following:
 - Maths:
 - English:
 - History:
- Which days will you need your PE kit (you will need it for dance as well)
- Who are your two English teachers?
- Name all subjects in A block:


Equipment

At secondary school, you will be moving around to different classrooms for different lessons. You could be in 7 classrooms in one day. This means that you need to bring all the equipment you will require with you for the day. You can keep larger items such as your PE kit in your locker, however you can only go to your locker before school, at break and lunchtime and at the end of the day. Below are some items you will need to bring – can you identify them and add anything else?



Looking Smart at Secondary School

One of the different things about moving to secondary school is the change in what you will wear. At *SCHOOL NAME*, we pride ourselves in looking smart and professional at all times. Use the school website or the information booklet to draw and label the school uniform you will wear onto the Lego figure



Why is wearing the correct school uniform important?

.....

.....

.....

.....

.....

Getting to Secondary School

Getting to *SCHOOL NAME* safely is just as important as being there. In the box below, draw the route you are going to take to school (whether that's walking, cycling, driving or by bus). Identify spots where there could be hazards (e.g. busy roads) and explain how you will manage this safely!

Expectations

Our CPR Expectations Policy applies to the way we choose to conduct ourselves, the way that we behave towards other people, and the way that we behave in our lessons. They are expectations, because we are expected to behave in this way; it is not a choice. The expectation that we have is that we all behave in a way that means that we are calm, collected and respectful towards one another, and that we arrive for our lessons punctual and prepared.

Calm & Collected
Punctual & Prepared
Respectful & Responsible



Match the correct description to each letter of the CPR policy

Turning up on time to lessons

Working successfully as part of a team

Being respectful of other people's beliefs

Having your shirt tucked in neatly

Contributing to lessons

High level of respect shown to all

Saying good morning to people as you pass

Supporting others

Holding the door open for a teacher

Having a pen, pencil and ruler in lesson

Consistent punctuality over the whole year

Helping with Breakfast Club

Turning up on time to lessons

Acting as an ambassador role

Going above and beyond with your work

Staying calm if something goes wrong

Being respectful to other staff and students

Sitting with someone who is alone at lunch

Apologising if you have done something hurtful

Turning up on time to lessons

Discussing issues with a teacher rather

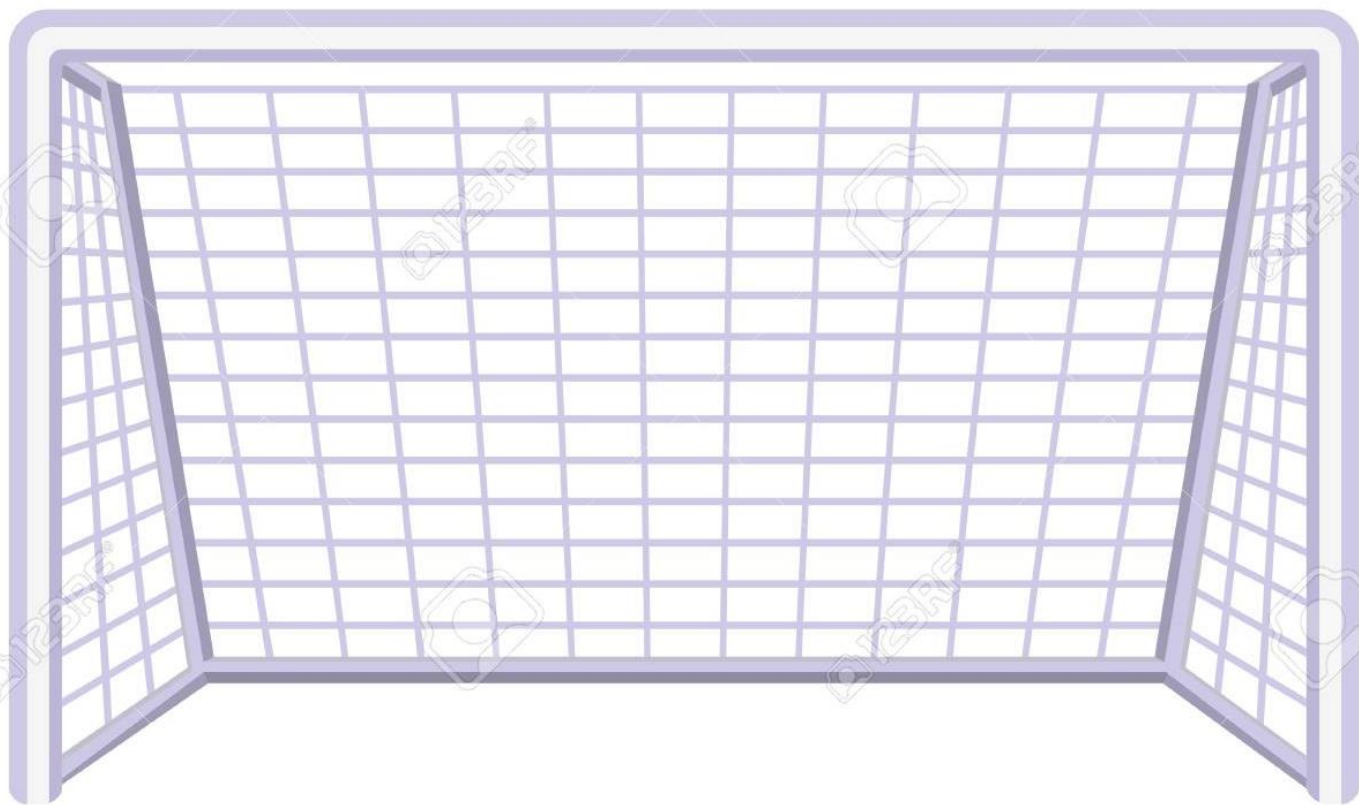
Remembering your homework

Giving someone a compliment

Asking for help when needed

My Goals for Secondary School

When you go to Secondary School, you will learn a huge number of new skills, and improve skills you have practiced in Primary School. In the goal below, use the list to write in 10 new skills or things you'd like to build on in your years at Secondary School.



Be in a school play or production	Speak another language	Represent your school in a national competition
Learn to play a musical instrument	Volunteer in the local community	Travel to another country
Play for a school team	Learn how to survive in the wild	Take care of the school garden
Learn how to manage money	Taste food from another country	Walk the school dog
Cook a new meal from scratch	Read new books	Take part in a fancy dress day
Create a piece of art	Raise money for charity	Become Head Boy or Girl
Learn how to read a map	Join an after school club	Learn to dance
Use computers to create your own website	Learn First Aid	Improve your singing
Make new friends from other schools	Work as part of a team	Try camping

Beyond Secondary School

After secondary school, you can move onto college or an apprenticeship and then to University or into a job! It's normal not to know what you want to do yet but this is a chance for you to have a think about your dream jobs!

Job:

Key Skills:

Subjects to Study:

Icons to represent that job:

Job:

Key Skills:

Subjects to Study:

Icons to represent that job:

Job:

Key Skills:

Subjects to Study:

Icons to represent that job: